















Guide to Operation Christmas Child Year-Round Shoebox Shopping, Packing, & Tips

Savvy shoebox packers know that it's never too early to start shopping, packing, personalizing, and fundraising for shoebox gifts. By preparing shoebox gifts all year long, you can send the Good News of Jesus Christ and the great joy of receiving an Operation Christmas Child shoebox to more boys and girls around the world! Use this year-round guide to maximize your impact for the Gospel.

YEAR-ROUND SHOPPING

<p>January</p>  <p>Hats, Gloves, & Scarves</p>	<p>February</p>  <p>Fashion Accessories</p>	<p>March</p>  <p>Quality Crafts</p>	<p>April</p>  <p>Stuffed Animals</p>
<p>May</p>  <p>Personal Care Items</p>	<p>June</p>  <p>Quality Toys</p>	<p>July</p>  <p>Clothing</p>	<p>August</p>  <p>School Supplies</p>
<p>September</p>  <p>Games</p>	<p>October</p>  <p>Letter & Photo</p>	<p>November</p>  <p>\$10 Donation Per Shoebox</p>	<p>December</p>  <p>Prayer</p>

"If you start purchasing items for the box in January, by November you have made a nice Christmas box." — Vicki D.

"This year, I am making at least one box a month until collection time. I have challenged my church family to do the same." — Yalanda T.

YEAR-ROUND PACKING

PACKING CHECKLIST

Purchase—Shop for fun toys, personal care items, and school supplies to fill a shoebox. Write down what you have so far or still need to buy:

Toys:

Personal Care Items:

School Supplies:

Other Items:

Pack—Remove items from packaging and pack into shoebox.

Personalize—Include a letter to the shoebox recipient along with a photo of your family or group. You can even decorate the shoebox!

Prepare \$10 Donations—Set aside the suggested donation per shoebox to support project costs such as shoebox gift transportation and Gospel materials.

Pray—Lift up in prayer the shoebox journey and the child who will receive your shoebox gift.

YEAR-ROUND TIPS

- Set a shoebox goal at the beginning of the year to help you plan and stay motivated.
- Visit samaritanspurse.org/occ to [order preprinted shoeboxes](#) so you can pack all year.
- When shopping or crafting, choose quality items that will last a long time.
- Don't miss out on after-holiday deals, like Christmas, Valentine's Day, St. Patrick's Day, and Easter.
- Take advantage of back-to-school sales in the fall.
- Check for tax-free weekends in your area to save money when purchasing your shoebox items.
- Download an inventory app on your phone to keep track of what you've purchased throughout the year.
- Check out our [Pinterest ideas](#) for making scarves, gloves, hats, and quality crafts.
- Visit our [fundraising page](#) for ideas on raising [\\$10 donations](#) to accompany shoebox gifts all year long.
- Join the [Operation Christmas Child Prayer Network](#) to pray with us throughout the year.

**Green text indicates hyperlinks.*

Visit samaritanspurse.org/occ to learn more about how God can use a gift-filled shoebox given in Jesus' Name to transform a child, their family, and their community with the Good News of the Gospel.

**GOOD NEWS. GREAT JOY.**

VIEW SOLICITATION DISCLOSURE INFORMATION FOR SAMARITAN'S PURSE ONLINE AT [SAMARITANSPURSE.ORG/DISCLOSURE](https://samaritanspurse.org/disclosure)